

IT-300

MultiLanguagePack

Manual

Ver1.00

CASIO Computer Co., Ltd.

Copyright ©2011. All rights reserved.

Table of the Contents

1. Overview	1
2. Functions.....	1
2 – 1 . FONT.....	1
2 – 2 . IME/SIP.....	1
3 – 2 . Regional Information.....	1
3. Software	2
4. MultiLanguagePack.....	3
4 – 1 . Chinese (Simplified)	3
4 – 2 . Chinese (Traditional)	6
4 – 3 . Korea (Hangul)	9
5. Notes.....	12

1. Overview

MultiLanguagePack adds some function to use IT-300 in Asia (China and Korea).

2. Functions

2 – 1. FONT

Fullset fonts of each language is added.

(1) Chinese (Simplified)

- Curier New
- Gulim
- GulimChe
- MingLiU
- PMingLiU
- Tahoma
- Wingdings
- 宋体/新宋体 ←addition

(2) Chinese (Traditional)

- Curier New
- Gulim
- GulimChe
- NSimSun
- SimSun
- Tahoma
- Wingdings
- 細明體/新細明體 ←addition

■ Korea (Hangul)

- 굴림/굴림체 ←addition
- Curier New
- MingLiU
- NSimSun
- PMingLiU
- SimSun
- Tahoma
- Wingdings

2 – 2. IME/SIP

BIG SIP and IME(Microsoft standerd IME) of each language is added..

3 – 2. Regional Information

Regional Imformation (Chinese/Korea) is installed in English-OS(Build:65347 ROM-ID:1104-2210).

When MultiLanguagePack is installed,Regional Information for each language is automatically set.

IT-300 MultiLanguagePack

3. Software

MultiLanguagePack is composed of three set of software.



Chinese (Simplified)

MultiLanguagePACKIT300CHS.100.CAB



Chinese (Traditional)

MultiLanguagePACKIT300CHT.100.CAB



Korea (Hangul)

MultiLanguagePACKIT300KOR.100.CAB

4. MultiLanguagePack

4 – 1 . Chinese (Simplified)

(1)Install

After MultiLanguagePACKIT300CHS.100.CAB is executed,it is automatically reset.

(2)Regional Information

After installed,Regional Information of default is set.

The following Regional Information can be selected

Chinese(People's Republic of China) ←Default
Chinese(Singapore)





(3)Keyboard Mark

Keyboard Mark is displayed as follows.



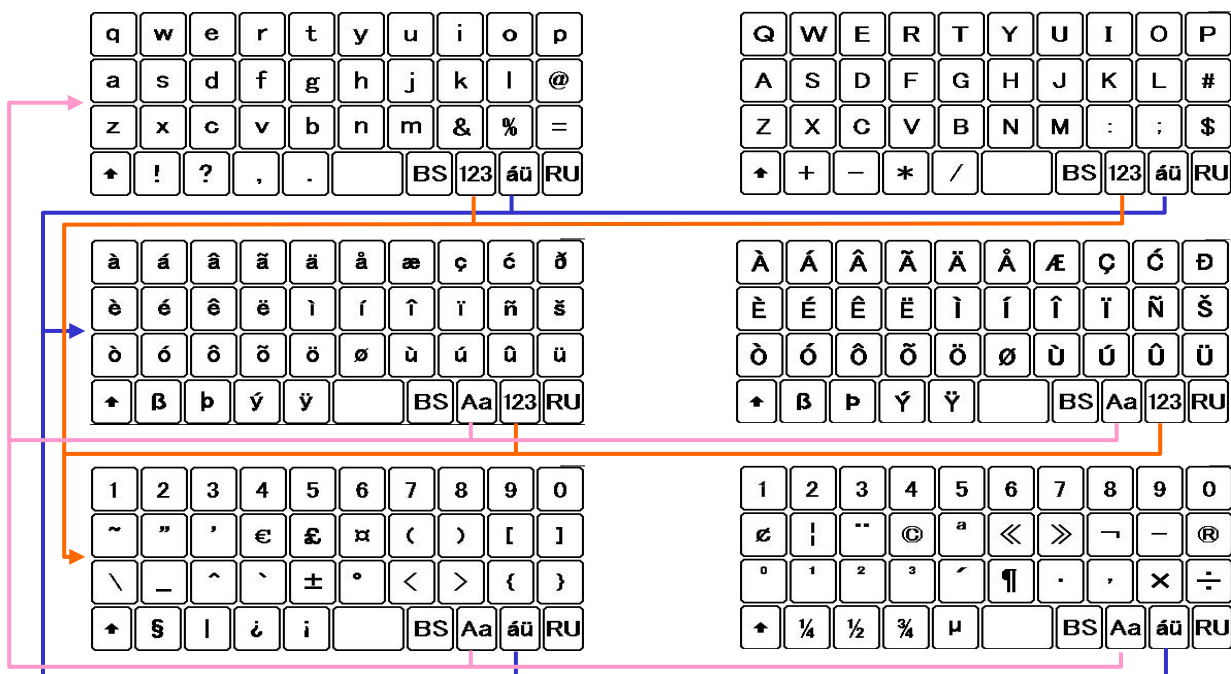
(4)SIP

When a lower right button is pushed, Simplified Keyboard is displayed.



※ □ Keyboard : 1~4 is input while not converting the character.

English Keyboard is the same as any language.

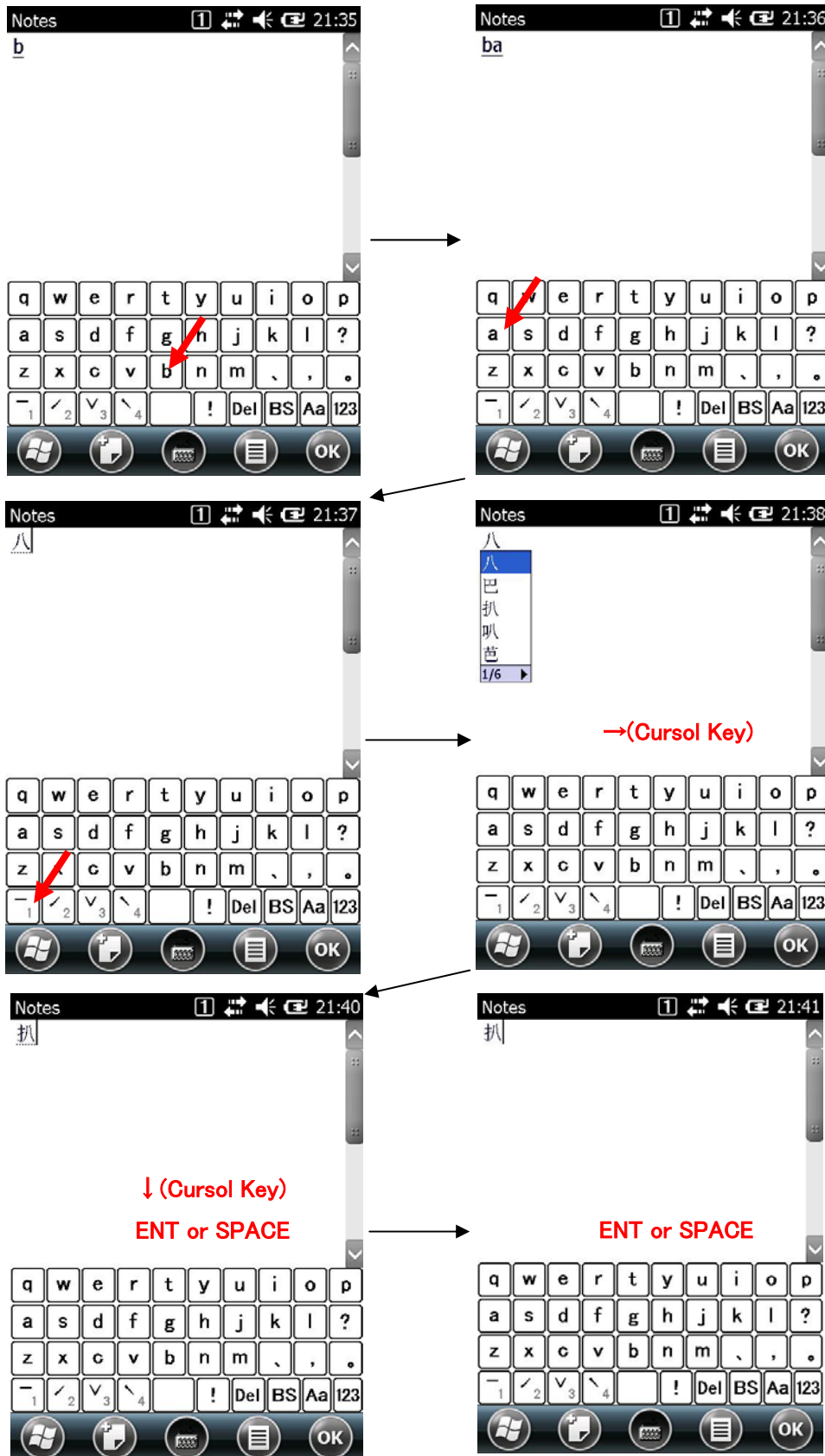


(5)Example of operating input

Input method : Pinyin (QWERTY Key)

[SPACE Key] or [ENT Key] : converting character or fixed.

[CURSOL Key] : Selection of candidate character.



4 – 2. Chinese (Traditional)

(1)Install

After MultiLanguagePACKIT300CHT.100.CAB is executed,it is automatically reset.

(2)Regional Information

After installed,Regional Information of default is set.

The following Regional Information can be selected

Chinese(Taiwan) ←Default

Chinese(Macau)

Chinese(Hong Kong)



(3)Keyboard Mark

Keyboard Mark is displayed as follows.



(4)SIP

When a lower right button is pushed, Traditional Keyboard is displayed.

q	w	e	r	t	y	u	i	o	p
a	s	d	f	g	h	j	k	l	@
z	x	c	v	b	n	m	&	%	=
↑	!	?	,	.		BS	123	áu	ク

ク	ク	√	√	出	ノ	・	Y	所	弓	ル
々	去	《	4	イ	尸	一	乙	へ	4	Aa
冂	ろ	弓	く	尸	ち	メ	セ	么	尤	123
匚	カ	厂	丁	回	ム	山	セ	又	厶	

※**Keyboard** : Nothing is input while not converting the character.

English Keyboard is the same as any language.

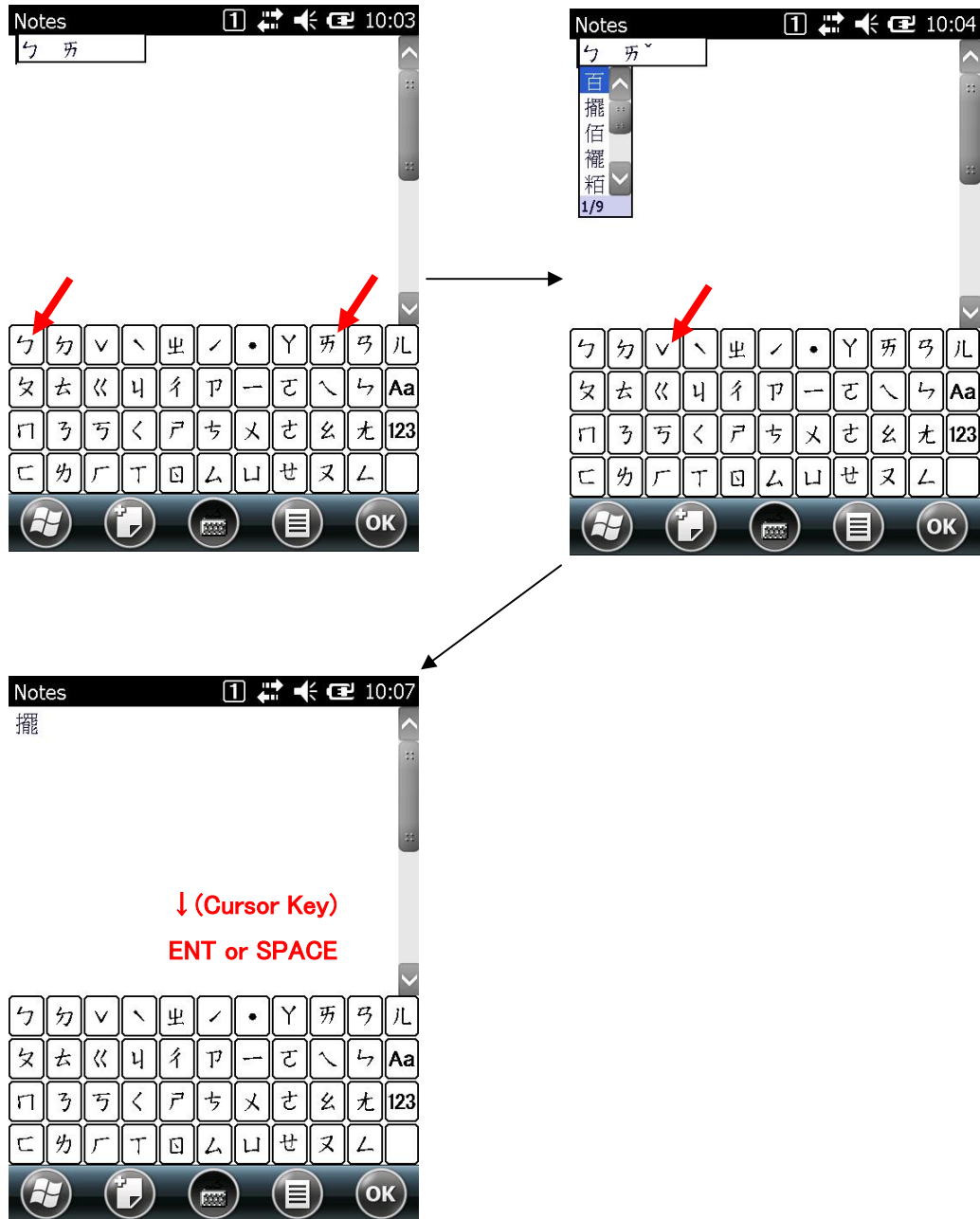
q	w	e	r	t	y	u	i	o	p	Q	W	E	R	T	Y	U	I	O	P
a	s	d	f	g	h	j	k	l	@	A	S	D	F	G	H	J	K	L	#
z	x	c	v	b	n	m	&	%	=	Z	X	C	V	B	N	M	:	;	\$
↑	!	?	,	.		BS	123	áu	RU	↑	+	-	*	/		BS	123	áu	RU
à	á	â	ã	ä	å	æ	ç	ć	đ	À	Á	Â	Ã	Ä	Å	Æ	Ç	Ć	Đ
è	é	ê	ë	ì	í	î	ï	ñ	š	È	É	Ê	Ë	Ì	Í	Î	Ï	Ñ	Š
ò	ó	ô	õ	ö	ø	ù	ú	û	ü	Ò	Ó	Ô	Õ	Ö	Ø	Ù	Ú	Û	Ü
↑	ß	þ	ý	ÿ		BS	Aa	123	RU	↑	ß	þ	Ý	ÿ		BS	Aa	123	RU
1	2	3	4	5	6	7	8	9	0	1	2	3	4	5	6	7	8	9	0
~	"	'	€	£	¤	()	[]	€		"	©	ª	«	»	¬	-	®
\	-	^	`	±	°	<	>	{	}	°	'	²	³	´	¶	·	,	×	÷
↑	\$	l	¿	i		BS	Aa	áu	RU	↑	¼	½	¾	µ		BS	Aa	áu	RU

(5)Example of operation input

Input method : 注音

[SPACE Key] or [ENT Key] : converting character or fixed.

[CURSOR Key] : Selection of candidate character.



4 – 3. Korea (Hangul)

(1)Install

After MultiLanguagePACKIT300KOR.100.CAB is executed,it is automatically reset.

(2)Regional Information

After installed,Regional Information of default is set.

The following Regional Information can be selected

Korean(Korea) ←Default




(3)Keyboard Mark

Keyboard Mark is displayed as follows.





(4)SIP

When a lower right button is pushed, Hangul Keyboard is displayed.



English Keyboard is the same as any language.



(5)Example of operation input

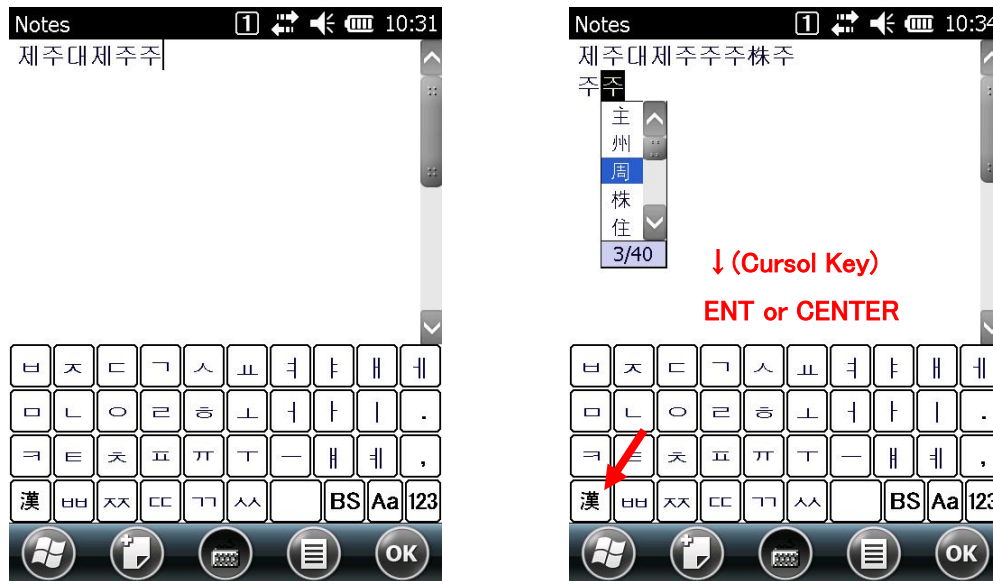
Input method : Hangul input

[CENTER TRIGGER Key] : It is fixed that it pushes while converting character.

[漢 Key] : Selection of Chinese character.

[CURSOL Key] : Selection of candidate character.

[ENT Key or CENTER TRIGGER Key] : fixed



5. Notes

(1) Installation of package

Two or more MultiLanguagePack cannot be installed at the same time.

(After uninstall MultiLanguagePack that has already been installed,install a new MultiLanguagePack)

(2) Automatic SIP change

Regional Settings of each languagethat can be set is decided.

It is not possible to set it excluding the following combinations.

■ Chinese (Simplified)

Chinese(People's Republic of China) ←Default

Chinese(Singapore)

■ Chinese (Traditional)

Chinese(Taiwan) ←Default

Chinese(Macau)

Chinese(Hong Kong)

■ Korea (Hangul)

Korean(Korea) ←Default

When Regional Information is set,SIP for each language is automatically change.

(3)English-OS(Build:65347 ROM-ID:1104-2210)

When MultiLanguagePack is used, **English-OS(Build:65347 ROM-ID:1104-2210)** is necessary.